



District Report Card: 2017


State: Gujarat	District: Jamnagar
Class: 3	Subject: Language
Schools: 61	Students: 1101


Participation/Coverage


Students

 GENDER	Boys		Girls	
	Number	%	Number	%
	551	50.05	550	49.95

 AREA	Rural		Urban	
	Number	%	Number	%
	723	65.67	378	34.33

 CATEGORY	SC		ST		OBC		GEN	
	Number	%	Number	%	Number	%	Number	%
	116	10.54	102	9.26	740	67.21	143	12.99

 CWSN	LD	VI	HI	S&LD	ID	Oth
	0	0	0	1	3	0

 Management	Government		Government-aided	
	Number	%	Number	%
	1067	96.91	34	3.09

Average Performance of Students in Language (%)

Overall	Gender		Area		Management		Social Group			
	Male	Female	Rural	Urban	Govt.	Aided	SC	ST	OBC	GEN
68.31	65.06	71.58	71.67	61.89	68.41	65.29	72.53	66.60	66.90	73.43

Performance on Learning Outcomes (LOs)

Learning Outcomes	Description	Average Performance(%)
L304	Reads small texts with comprehension i.e., identifies main ideas, details, sequence and draws conclusions	69.83
L312	Reads printed scripts on the classroom walls: poems, posters, charts etc.	65.29

Range of Performance of Students who Answered Correctly							
Below 30%		30% - 50%		50% - 75%		Above 75%	
Number	%	Number	%	Number	%	Number	%
93	8.45	162	14.71	340	30.88	506	45.96

Lowest Performing Learning Outcomes (LOs)

1 - Reads printed scripts on the classroom walls: poems, posters, charts etc. (65.29)

2 - Reads small texts with comprehension i.e., identifies main ideas, details, sequence and draws conclusions (69.83)